

How to use LaunchBoard-Community College Pipeline

Navigating LaunchBoard-Community College Pipeline <https://www.calpassplus.org/LaunchBoard/Home.aspx>

The LaunchBoard, a statewide data system supported by the California Community Colleges Chancellor's Office and hosted by Cal-PASS Plus, provides data on progress, success, employment, and earnings outcomes for California community college students. This navigation is for the LaunchBoard-Community College Pipeline

[Click Here to Download Alerts from 09-11-2020](#)



The LaunchBoard, a statewide data system supported by the California Community Colleges Chancellor's Office and hosted by Cal-PASS Plus, provides data on progress, success, employment, and earnings outcomes for California community college students. [Find out more about the LaunchBoard dashboards here.](#)

Student Success Metrics Dashboard
View student progression along various educational journeys, from recruitment to completion, transfer, and the workforce.

[Explore](#)

Community College Pipeline
Community college offerings, student characteristics, milestones, completion, and employment outcomes to support program review and planning.

[Explore](#)

Adult Education Pipeline
Comprehensive, multi-level data on student demographics, enrollment, outcomes, types of services received, and employment using new adult education data and accountability metrics.

[Explore](#)

Launch Board-Community College Pipeline contains the following dashboards:

LaunchBoard Menu

Community College Pipeline: Overview

Interested in how the data is calculated?
See the Metric Definition Dictionary

Credit Status
All: Students who took either cre...

Statewide Macroregion Microregion
 District College

Solano District

Program or Sector: All Programs

Academic Year: 2018-2019

VIEW

[Export Data to CSV](#)

DETAILED DATA COMPARISON

12,085

Students Enrolled

Offerings

Learn about the number of sections, enrollments, and headcount.

View Offerings

Economically Disadvantaged


75%

Students

Explore student characteristics including demographics, financial aid, and course-taking patterns.

View Students

Retained Fall to Spring at Any College: 68%




Milestones

Examine course success, unit loads, retention, and transfer-level course completion.

View Milestones

Completers




Success

View information on completion, transfer, and skills-builder earnings gains.

View Success

Select an Earlier Year



Employment

Discover information on employment rates, job in a related field, and regional labor market information.

View Employment

Select an Earlier Year

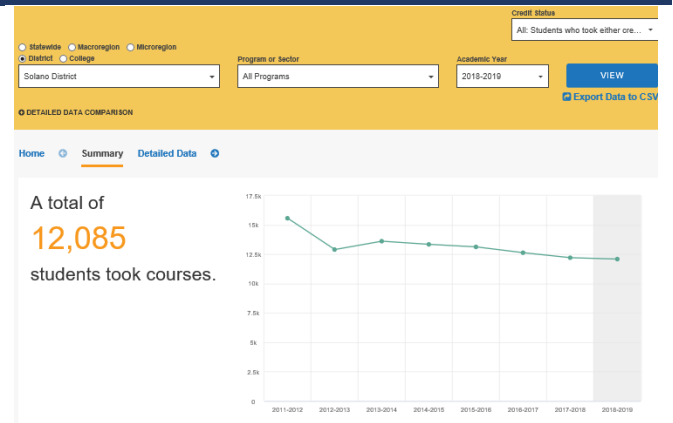
Earnings

Access annual earnings, change in earnings, and living wage attainment.

View Earnings

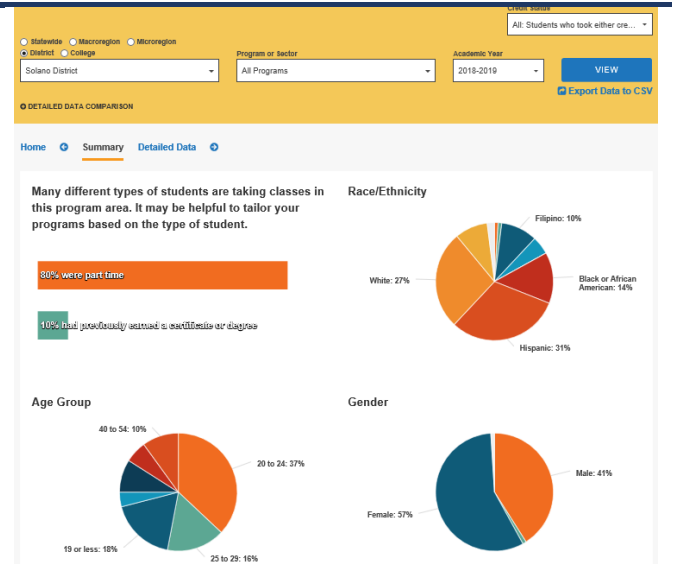
Offerings

Offerings-Learn about the number of headcount, sections offered, online or distance education and enrollments.



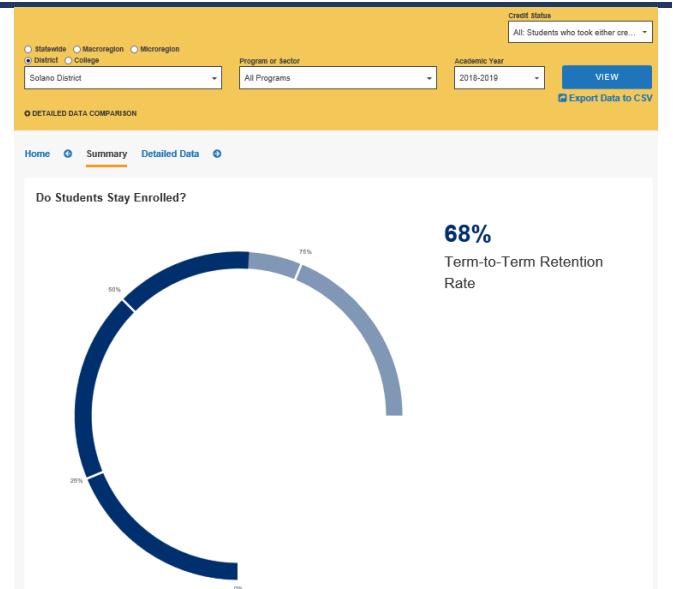
Economically Disadvantaged

Students-Explore student characteristics including demographics, financial aid, and course-taking patterns.



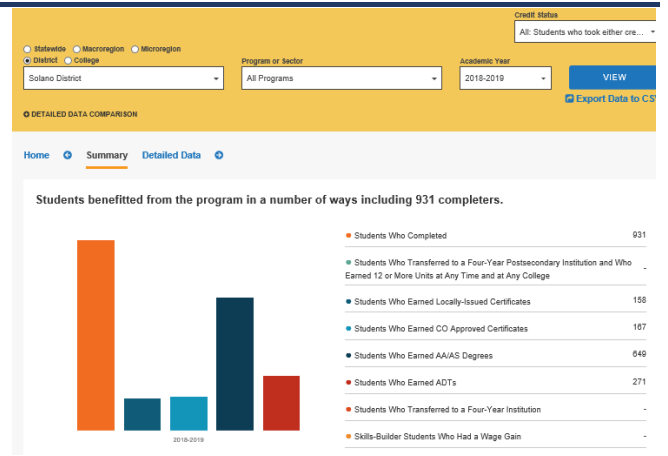
Retained Fall to Spring to Any College

Milestones-Examine course success, unit loads, retention, and transfer-level course completion.



Success

Success-View information on completion, transfer, and skills-builder earnings gains.



Employment

Discover information on employment rates, job in a related field, and regional labor market information.

Earnings

Access annual earnings, change in earnings, and living wage attainment.