

Student Profile

Fall 2009



Majors

Top 10 Majors Listed on New Applications to SCC	Enrolled	Percent (n = 5,598)	Not Enrolled	Percent (n = 3,828)
Undeclared	1,513	27.0	841	22.0
Registered Nursing	556	9.9	554	14.5
Business, General	292	5.2	194	5.1
Criminal Justice	281	5.0	199	5.2
Biology	217	3.9	111	2.9
Psychology	181	3.2	132	3.4
Early Childhood	172	3.1	153	4.0
Liberal Arts	147	2.6	54	1.4
Computer Programming	116	2.1	75	2.0
Fire Technology	104	1.9	53	1.4

Based on applications received for fall 2009, students who enrolled were more likely to have undeclared majors (27%) than those who did not enroll (22%). Solano has 93 majors and areas of emphasis. These top ten majors represent 64% of all majors listed on new applications.

Awards

Although women compose 58% of the student body, they earn 67% of the awards (degrees and certificates) granted, based on 2007-08 totals. Many students earn multiple awards. However, many students successfully transfer to four-year institutions without applying for an award at Solano.

Type of Award (AY07-08)	Men	Women	Total
Certificate	63	144	207
Associate Degree	371	747	1,118
TOTAL	434	891	1,325

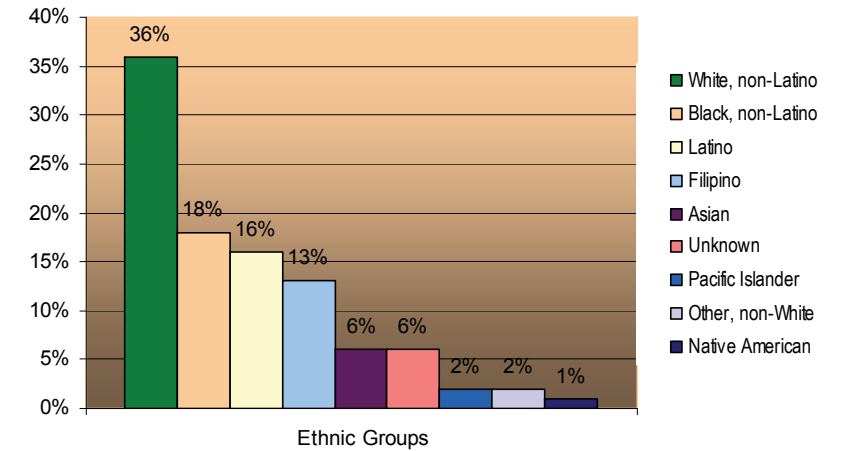
Rankings. According to the *Community College Week* (Vol. 21, No. 21, June 15, 2009) Solano ranked 13th in the nation in the number of associate degrees granted in 2007-08 by two-year institutions to Asian Americans, 43rd for degrees in Communication, Journalism & Related Programs, 24th in Multi-Interdisciplinary Studies, and 29th in the number of degrees earned in Science Technologies/Technicians.

Transfers. According to the California Postsecondary Education Commission, 159 Solano students transferred to the University of California in 2008-09 and 361 to the California State University System in 2007-2008 (latest year available as of OCT 09). These figures do not include the more than 150 students who transferred to California private institutions or out-of-state colleges/universities. [Sources: www.cpec.ca.gov & CCCCO/MIS]

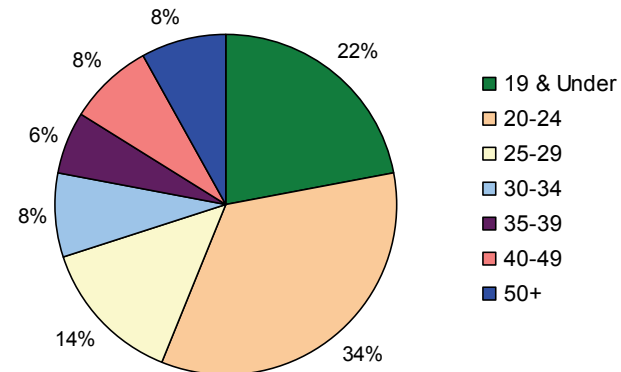
This report contains data compiled primarily from the databases at Solano Community College. It is based on enrollment at “first census,” which is at 20% completion of a course. The data are from the fall 2009 term, where enrollment was 12,265.

Solano Community College serves a diverse student body. Based on self-report, a little more than one-third of the student body is White (non-Latino). The other large ethnic groups are Black (non-Latino), Latino, and Filipino— together these three groups account for nearly half (47%) of our students.

Ethnicity



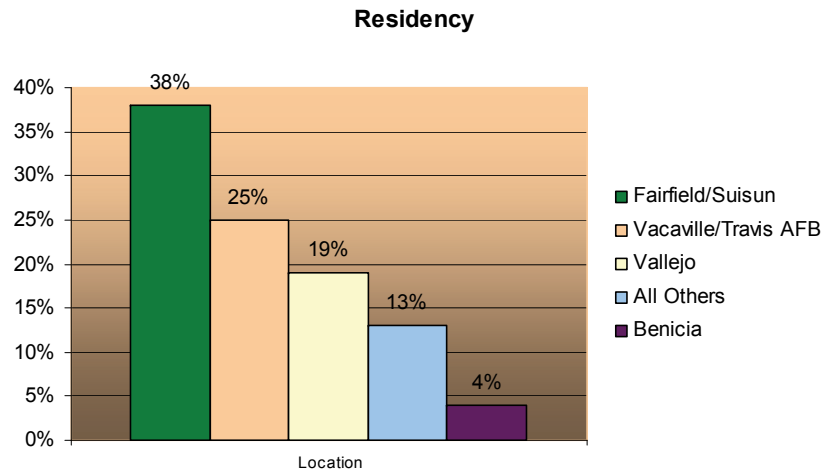
Age Groups



The largest age groups attending Solano Community College are those students traditionally classified as “college-age” (under 24). This group composes a majority of the student body. “Seniors” (50+ years) comprise less than one-tenth of Solano students.



Nearly two-fifths of students live in the Fairfield/Suisun City area, served by the main campus. Half of the students are nearly evenly divided between the north (Vacaville/Travis AFB) and the south (Vallejo/Benicia) of the County. A little more than one-tenth live outside the College's service area.



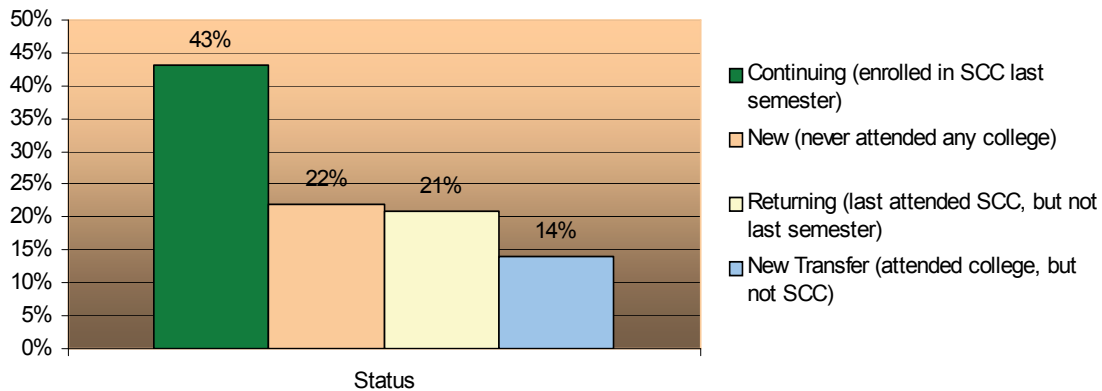
Gender

Nearly three-fifths (58%) of the student body is female. This proportion is down from 61% in fall 2007. However, it reflects regional, statewide, and national trends.

Non-Native English Speakers

Solano Community College offers several English as a Second Language (ESL) courses. Those students who are non-native English speakers make up 4% of the incoming student population each fall.

Enrollment Status



Although most of the students at Solano Community College are continuing students, this proportion has decreased over the past year with the influx of new and returning students. About 4% of students are "special admissions" (i.e., K-12).

Headcounts and course enrollments vary based on class location. The table to the right represents unduplicated counts by location. (It should be noted that counts are duplicated across location, that is a student may be enrolled in more than one class and those classes may be at more than one location.) The "enrollment per headcount" index varies from 2.5 at the Main Campus to 1.1 at Other locations.

Location	Headcount	Enrollments
Main Campus — Fairfield	9,391	23,595
Vallejo Center	2,631	4,291
Vacaville Center	1,289	1,717
Travis AFB	193	219
Nut Tree Airport — Vacaville	35	58
Online	2,884	3,988
Other	200	213

Educational Goals of Enrolled Students

Eighty-four percent of the students enrolled in fall 2009 selected one of the top seven goals shown. Most of these intend to either transfer (n=5724) or earn an AA/AS degree (n = 5772) from Solano. Sixteen percent of students either have an "Undecided" goal or have no goal entered. Some 320 students (2.6%) have a stated goal of improving in Basic Skills.

Goal	Students	%
Transfer + Deg	4614	37.7
Undecided	1905	15.6
AA/AS Deg	1158	9.5
Transfer - Deg	1110	9.1
New Job	701	5.7
Educ Devel	436	3.6
Meet 4-yr Req	395	3.2
Basic Skills	320	2.6
New Career	315	2.6
Voc Cert	296	2.4
Update Skills	283	2.3
HS/GED Credits	235	1.9
Maintain Lic	223	1.8
Voc Deg	199	1.6
Missing	47	0.4

Basic Skills

Placement Level	Percent
English (below college-level composition)	79.1
Reading (below minimum graduation requirement)	86.6
Math (below Intermediate Algebra)	82.1

Of the 1,000+ new high school graduates who enter Solano each fall, approximately four-fifths of those who are tested score below college-level in the basic skills of reading, writing, and math.

According to the *ARCC 2009 Report*, published by the Chancellor's Office of the California Community Colleges, Solano's annual successful course completion rate for Basic Skills courses was 65.8%. The ESL and the Basic Skills improvement rates were 80.5% and 59.2%, respectively. (NB: "improvement" is defined as successful completion of a higher course in the same discipline within three years of completing a Basic Skills course at least two levels below college level.)