

Fall
2004

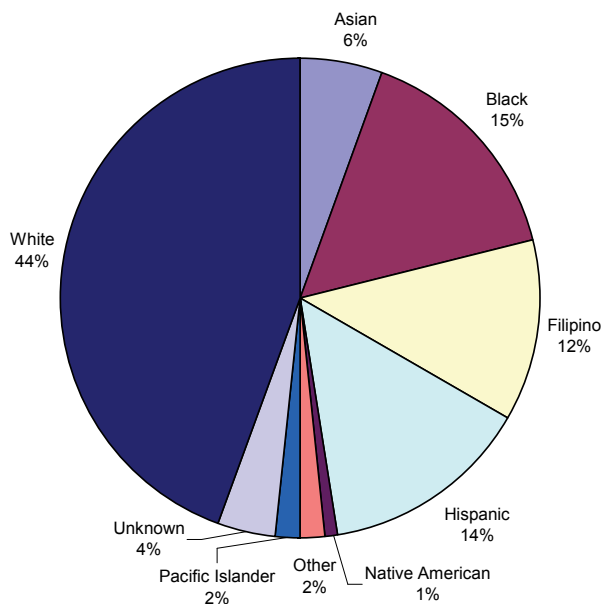
SOLANO COMMUNITY COLLEGE
OFFICE OF RESEARCH & PLANNING



Student Profile

This report contains data compiled primarily from the California Postsecondary Education Commission at <http://cpec.ca.gov>, the California Community College's Chancellor's Office at www.cccco.edu, and the Solano Community College databases. The data are from the Fall 2004 semester, where enrollment was 11,550.

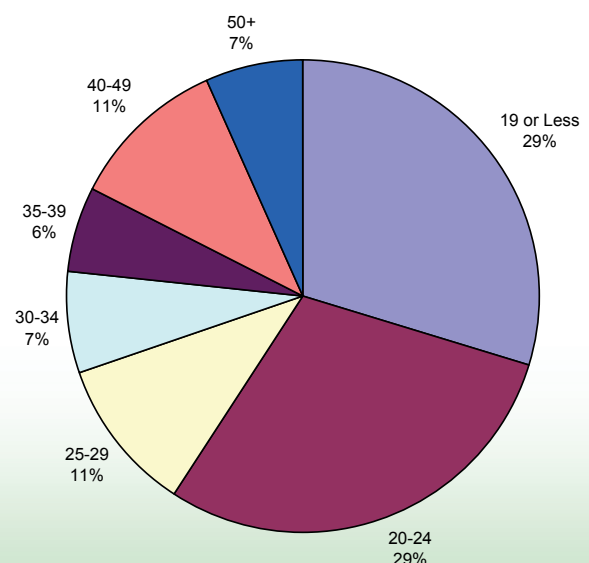
Ethnicity



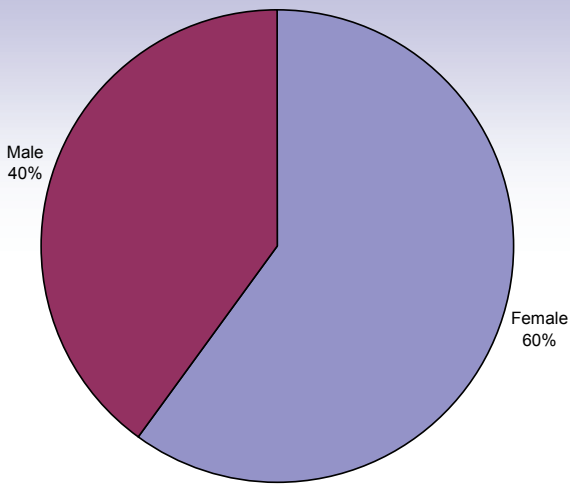
Solano Community College serves a student body composed of many different ethnicities. Just over two-fifths of the student body is White while the other large ethnic groups are Black, Filipino, and Hispanic – together accounting for another two-fifths of the population.

The largest age groups attending Solano Community College are those students traditionally classified as “college-age,” in the categories 19 or less and 20-24, making up almost 60% of the current student body. The remaining 40% of the student body is nearly evenly divided among the other age categories.

Age Distribution

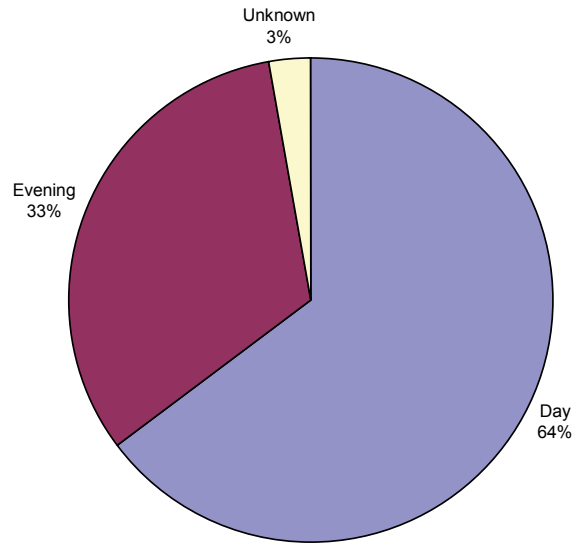


Gender



Sixty percent of the student body is female and forty percent is male. This distribution has remained fairly steady over the last six years and reflects regional, statewide and national trends.

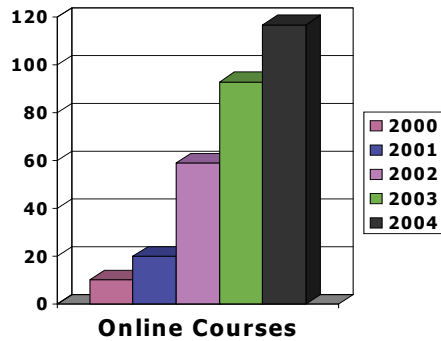
Day/Evening Status



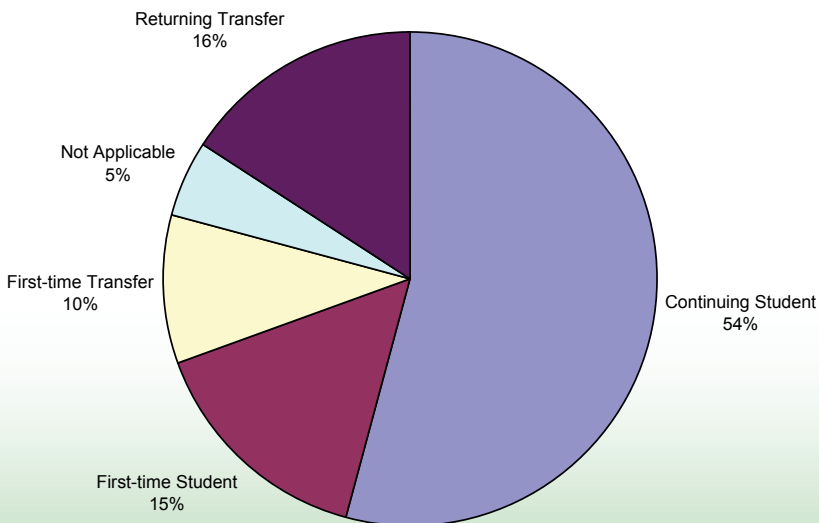
Solano Community College offers courses both during the day and evenings. Almost twice as many students are enrolled in daytime courses than in evening courses.

Online Course Offerings

The number of online courses being offered has increased in both number and popularity over the last five years. The histogram shows the growth in the online course offerings



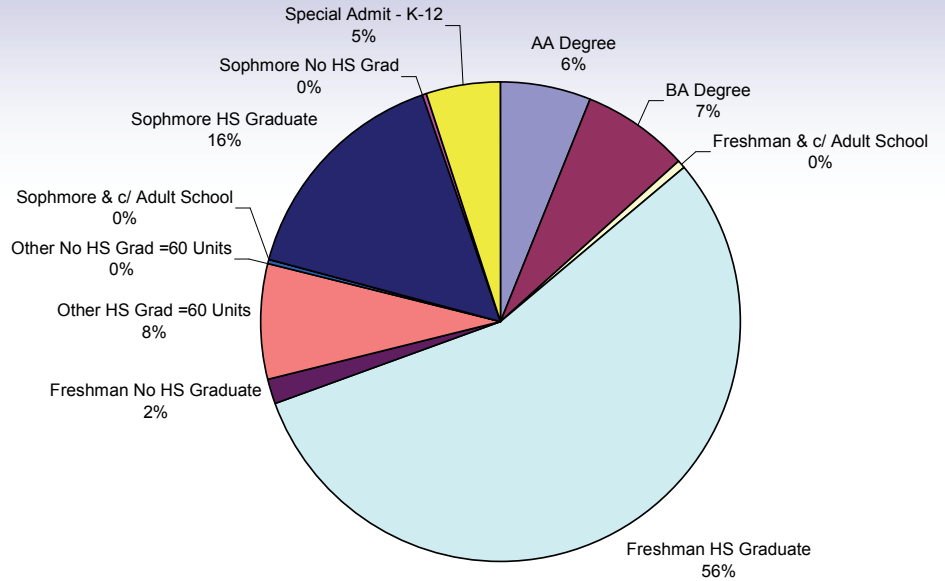
Enrollment Status



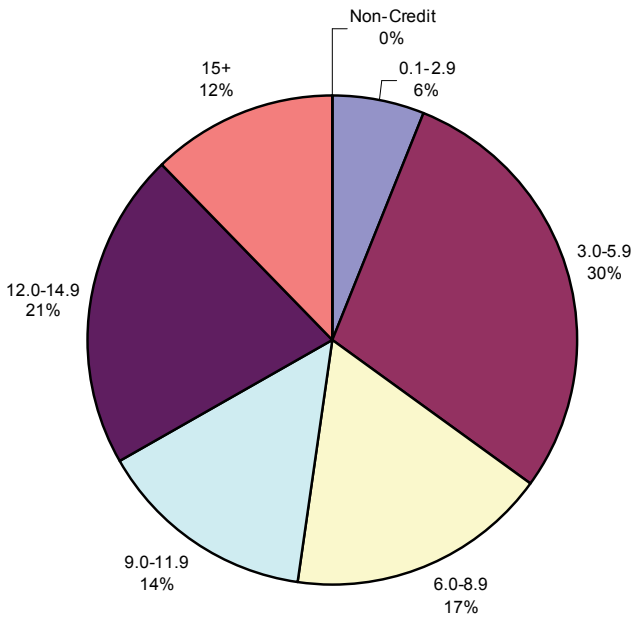
Most of the students at Solano Community College are continuing students; first-time students and returning transfer students are tied for the second largest group.

The majority (56%) of students at Solano Community College are freshman-level high school graduates. Sixteen percent of students are sophomore-level high school graduates. Students with either associate or bachelors degrees make up 13% of enrollments.

Academic Level



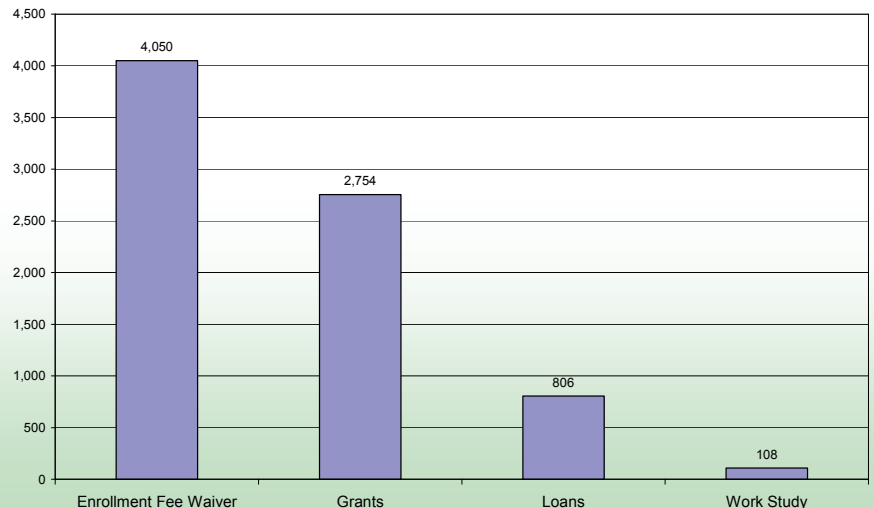
Units Enrolled



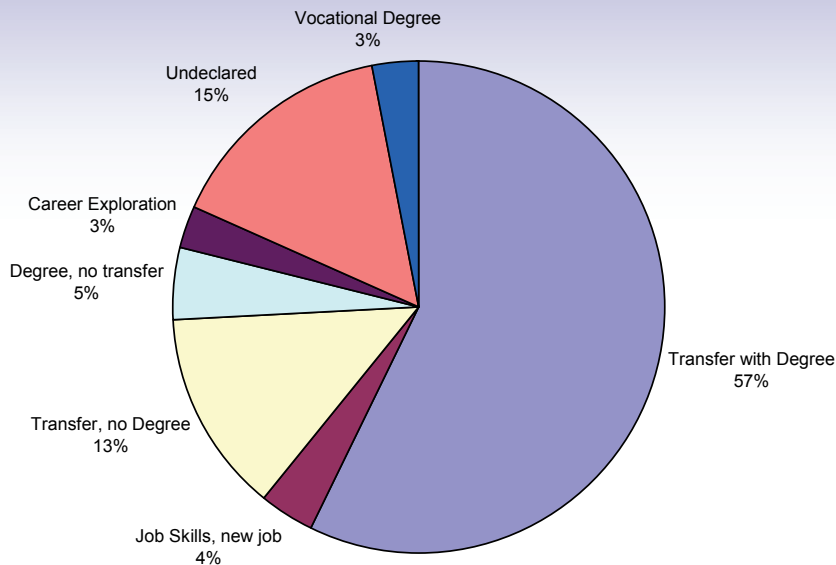
Two-thirds of the students enrolled at Solano Community College are part-time (less than 12 units) students. The majority of these (30% of the total population) take 3.0-5.9 units, normally representing a single class.

In the 2003-2004 school year, about 36% of the students received a form of financial aid. [Note: In the chart, counts are duplicated across types.]

Financial Aid Received



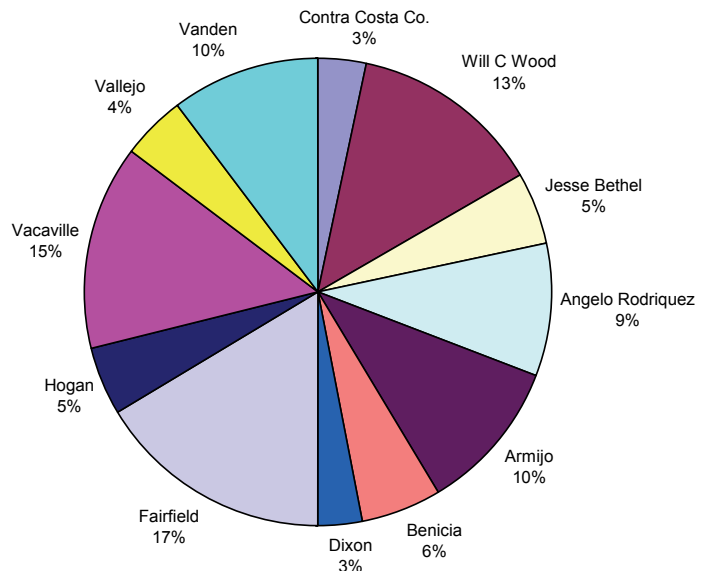
Top Seven Educational Goals of Full-Time Students



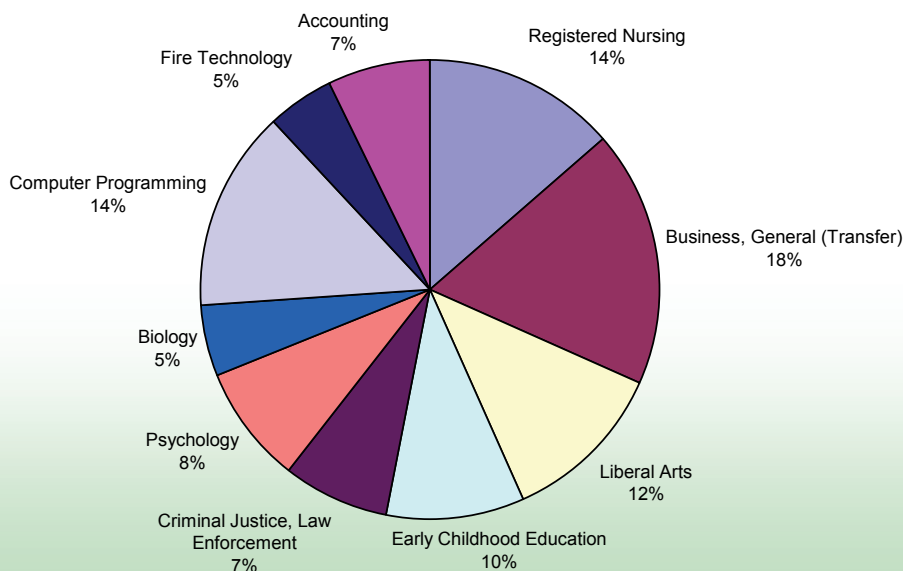
Ninety three percent of the 4,436 full-time students in Fall 04 are represented in the top seven goals as shown. Most (70%) students intend to transfer with or without a degree.

Solano County high schools provide many of the students who enroll at Solano Community College. Some of these students are recent graduates, receiving their diplomas in the spring and enrolling at SCC in the fall. In 2004, almost 20% (826) of these graduates enrolled at Solano College the following term. The chart shows Fall 2004 enrollments of recent graduates at Solano from those schools that make up more than two percent of all recent graduates enrolled.

2004 High School Graduates



Top Ten Majors



The top ten majors, not including undeclared, are distributed as shown. Registered Nursing and General Business (Transfer) have remained the top two most popular majors for the last four years.