

Many forms of financial aid are available to Solano Community College students. The table shows the count and value of the financial aid received in the 2005-2006 academic year. [Note: Counts are duplicated across types.]

Financial Aid Awards	Count	Amount Awarded
BoGG (Enrollment Fee Waiver)	4,684	\$1,889,265
Grants (Pell/EOPS, Cal B, etc.)	1,792	\$4,381,137
Loans	536	\$2,650,672
Scholarships	135	\$145,621
Work Study	119	\$212,129

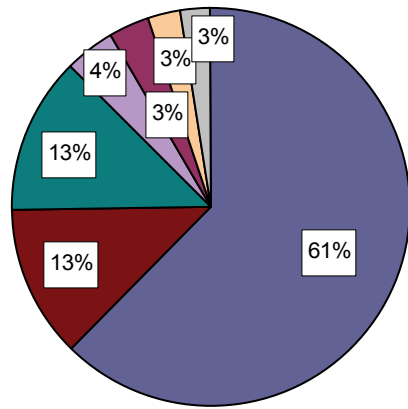
Student Profile

Fall 2006



This report contains data compiled primarily from the databases at Solano Community College. It is based on data at First Census, which is at 20% completion of a course. The data are from the Fall 2006 term, where enrollment was 11,593. The financial aid data was taken from the California Community Colleges Chancellor's Office data site at www.cccco.edu.

Educational Goals of Full Time Students



- Transfer to a four-year college with Associate Degree
- Transfer to a four-year college without Associate Degree
- Undeclared Goal
- Associate Degree, without transfer
- Job Skills- to prepare for a new job
- Associate Degree, vocational, without transfer
- Discover/formulate career interests, plans, goals

Ninety-three percent of the 3,602 full-time students in Fall 2006 selected one of the top seven goals shown, as self-reported on their application form. Most (74%) intend to transfer with or without a degree.

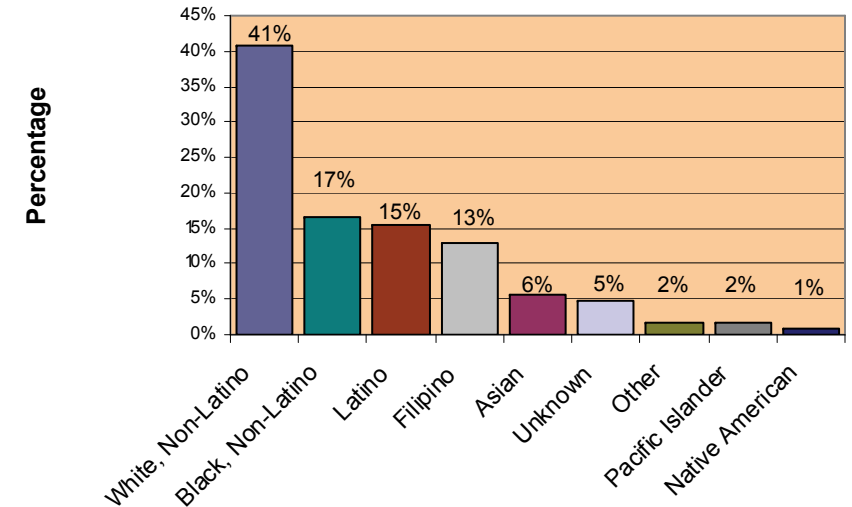
Top Ten Majors	Count	Percent
Undeclared	2,834	24.4%
Registered Nursing	1,582	13.6%
Business, General (Transfer)	820	7.1%
Early Childhood Education	403	3.5%
Liberal Arts	395	3.4%
Criminal Justice, Law Enforcement	371	3.2%
Psychology	336	2.9%
Biology	311	2.7%
Accounting	273	2.4%
Fire Technology	239	2.1%
Computer Programming	221	1.9%

The top ten majors, (following Undeclared) of the seventy-seven majors available, are distributed as shown. Registered Nursing and General Business (Transfer) have remained the top two most popular majors for the last six years. These eleven majors account for 67% of total enrollment.

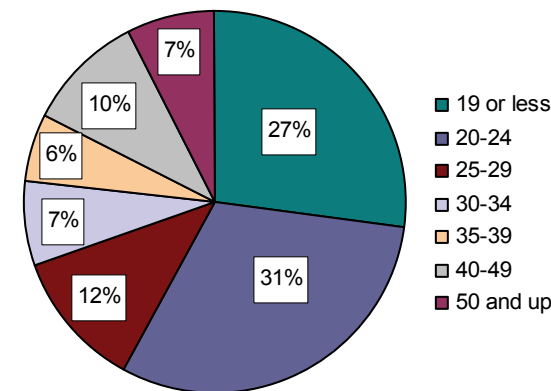
Transfers. According to the California Postsecondary Education Commission, 339 Solano students transferred to the California State University and 137 to the University of California in the 2005-2006 academic year. These figures do not include students who transferred to private or out-of-state institutions. Source: www.cpec.ca.gov

Solano Community College serves a student body composed of many different ethnicities. Just over two-fifths of the student body is White (Non-Latino) while the other large ethnic groups are Black, Latino, and Filipino— together accounting for another two-fifths of the population.

Major Ethnic Groups

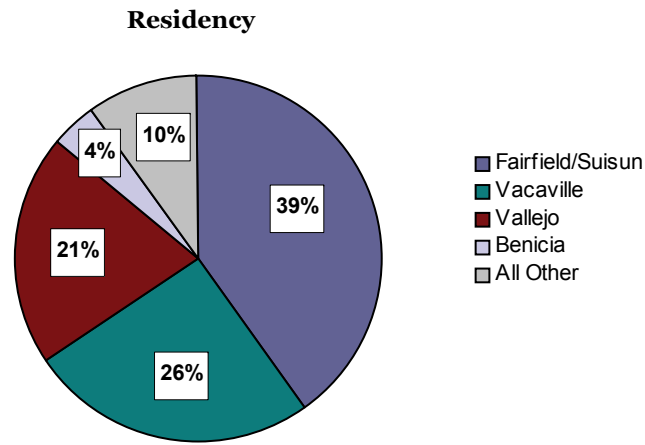


Age Groups



The largest age groups attending Solano Community College are those students traditionally classified as “college-age,” in the categories 19 or less and 20-24, making up 58% of the current student body. The remaining 42% of the student body is divided among the other age categories.

The largest group of students (39%) live in the Fairfield/Suisun City Region and approximately one-quarter each live in Vacaville and the Benicia/Vallejo area. Approximately 10% of the students live outside of Solano Community College's service area.



For students with high school as their highest level of education, the majority (49%) are freshman-level (less than 30 units completed) and 17% are sophomore-level (30-59 units). Students with either associate or bachelors degrees make up almost 15% of enrollments.

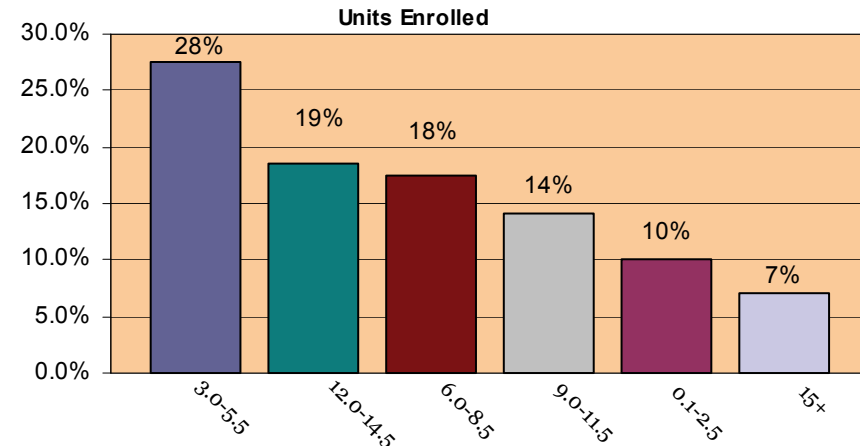
Academic Level	Count	Percent
Freshman HS Graduate (<30 Units)	5,657	48.8%
Sophomore HS Graduate (30-59 Units)	1,981	17.1%
Other HS Grad (≥60 Units)	1,237	10.7%
BA Degree	915	7.9%
AA Degree	798	6.9%
Special Admit - K-12	688	5.9%
Freshman No HS Graduate	205	1.8%
Freshman & Adult School	48	0.4%
Sophomore No HS Graduate	22	0.2%
Other No HS Grad (≥60 Units)	25	0.2%
Sophomore & Adult School	8	0.0%
Other (≥60 Units) & Adult School	7	0.0%

Gender

Sixty-one percent of the student body is female and thirty-nine percent is male. Although there is a slight increase (1%) over last year, this distribution has remained fairly steady over the last eight years and reflects regional, statewide, and national trends.

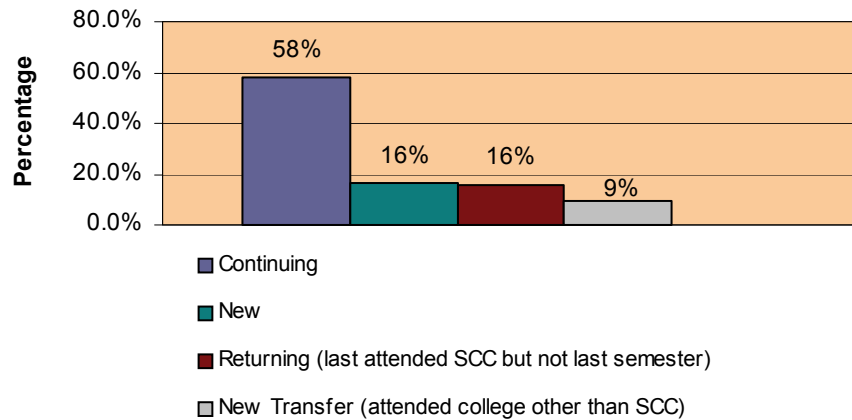
Non-Native English Speakers

Solano Community College offers several English as a Second Language (ESL) courses. Those students who are non-native English speakers make up 7.5% of the student population, an increase of 0.3% from last year.



Over two-thirds (69.6%) of the students enrolled at Solano Community College are part-time (less than 12 units) students. The majority (27.9% of the total population) of these take 3.0-5.5 units, normally representing a single 3, 4, or 5 unit class.

Enrollment Status



Most of the students at Solano Community College are continuing students; first-time students and returning students are the next largest groups and nearly equal in size.

Recent high school graduates, those graduating in the spring and enrolling at Solano in the fall, compose 12% of Solano students. Many of them come from local high schools; the schools contributing more than 2% of these 1,393 students are listed in the table along with the size of the graduating class, and their percentage of senior class.

Source: www.ed-data.k12.ca.us

High School	Total Seniors in AY 05-06	Count Enrolled at SCC	% of Class
Angelo Rodriguez	447	166	37.1%
Will C. Wood	430	147	34.1%
Vacaville	478	143	29.9%
Armijo	529	124	23.4%
Fairfield	512	117	22.9%
Vanden	271	94	34.7%
Hogan	312	71	22.8%
Vallejo	339	62	18.2%
Jesse Bethel	311	61	19.6%
Benicia	443	50	11.3%
Buckingham Charter	82	39	47.6%
All others	N/A	319	N/A